

GUIDELINES

# SAFETRANSFER®



OFFSHORE PERSONNEL BASKET  
8-Person Type:1145-8




**SAFE**  
TRANSFER®

OFFSHORE  
PERSONNEL  
BASKET

[www.safetransfer.dk](http://www.safetransfer.dk)

# CONTENT

CONTENT .....	2
GENERAL INFORMATION .....	3
MANUFACTURER .....	3
PRODUCT SPECIFICATIONS .....	3
DESCRIPTION.....	3
APPROVALS.....	3
WARNINGS .....	4
RISK ASSESSEMENT & SAFETY .....	4
RESPONSIBILITY .....	4
GENERAL ARRANGEMENT.....	5
SAFETRANSFER® Type: 1145-8.....	5
SAFE TRANSFER PERSONNEL BASKET - SPARE PART LIST .....	6
OPERATION INSTRUCTIONS .....	7
BASKET EQUIPMENT & GUIDELINES FOR USE .....	8
LIFTING SLING .....	8
COMPENSATOR.....	8
GUIDE ROPES .....	8
FASTENING OF STRETCHER .....	8
INSPECTION REQUIREMENTS.....	8
DAILY VISUAL INSPECTION CHECKLIST.....	9
INSPECTION AND RE-CERTIFICATION.....	10
DECLARATION OF CONFORMITY .....	11



# GENERAL INFORMATION

## MANUFACTURER

Name: SAFE TRANSFER A/S  
Address: Fiskerihavnsgade 30,  
6700 Esbjerg; Denmark  
Telephone number: +45 75 45 70 44  
E-mail: sales@safetransfer.dk

## PRODUCT SPECIFICATIONS

Name: OFFSHORE PERSONNEL BASKET, 8-PERSON  
Type: 1145-8  
Tare: 530 kg  
SWL: 1530 kg  
Payload: 1000 kg / 8 persons  
Total Height: 3350 mm  
Diameter excl. bumper fender: 2118 mm  
Diameter incl. bumper fender: 2600 mm

## DESCRIPTION

The OFFSHORE PERSONNEL BASKET, 8-PERSON (1145-8) is a rigid and floatable structure, for the transport of max. eight (8) persons between different heights by using an extern lifting device such as a crane or similar machine. The basket is designed to float, when immersed into water.

## APPROVALS

DNVGL-ST-0378 Type approval certificate by DNV GL  
EN 14502-1:2010 Product Certificate by the Danish Institute for Technology

## WARNINGS

The basket should never be used as work platform or for any other purpose not mentioned in this guideline.

Never use the basket for more than eight (8) persons at the same time.

Every passenger must be introduced in using the SAFE TRANSFER® personnel transport basket.

Never transport a passenger, who isn't transferred in a SAFE TRANSFER basket before, without an experienced passenger.

All service inspections or necessary reparations must be performed by a SAFE TRANSFER A/S authorized workshop, which is using OEM parts.

All unauthorized repair, service inspection, or use of the basket could endanger the personnel in the basket and on the ground or vessel.

## RISK ASSESSEMENT & SAFETY


The SAFE TRANSFER Offshore Personnel Basket, , is designed to ensure a safe and comfortable transport for up to 8 persons. The daily visual inspection checklist on page 9, guides the platform supervisor/watch keeper, how to inspect the basket's most important components for damage daily. The annual and every 5-years inspection (page 10) at a SAFE TRANSFER A/S workshop is another inspection to ensure the safe personnel transport and lifespan of the entire basket.

Residual risks that remain despite the inherent safe design measures, safeguarding and complementary protective measures adopted:

RISK	CAUSE	EFFECT	PRECAUTIONS
Head hit frame while boarding	When stepping on top of high entrance	Head injury	<ul style="list-style-type: none"><li>• Head protection</li><li>• Use correct PPE</li></ul>
Slippery inside basket	Oil-spill Water	Body injuries	<ul style="list-style-type: none"><li>• Nonskid alum floorplate is installed on basket</li></ul>
Trip hazard when entering the basket	Entrance is high	Body injuries	<ul style="list-style-type: none"><li>• Take care when entering</li></ul>
Falling out of the basket	Weather conditions Crane operator error	Human injury, in worst case with deadly outcome	<ul style="list-style-type: none"><li>• Read user manual and risk assessment before job task start</li><li>• Check PPE</li><li>• Close entrance strap</li><li>• Use handlebars during transport</li><li>• Weather conditions - stop the work if mean wind is over 15m/s, and significant wave height is over 3.5m</li></ul>
Basket immersed into sea	Breakdown of crane Broken sling	Human injury	<ul style="list-style-type: none"><li>• Basket is designed to float if immersed</li><li>• Basket is equipped with three independent lifting points one for the chain / wire sling two for the compensator</li></ul>


## RESPONSIBILITY

It is the platform supervisor/watch keeper's responsibility that transfer take place in a safe and sound manner and ensure compliance with national legislation. The checklist for daily visual inspection on page 9 must be signed by the platform supervisor/watch keeper before using the basket.



# GENERAL ARRANGEMENT

SAFETRANSFER® Type: 1145-8



**SAFE  
TRANSFER®**

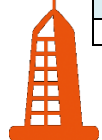
OFFSHORE  
PERSONNEL  
BASKET

Guidelines  
Page 5

SAFETRANSFER®  
A part of West-Marine A/S

## SAFE TRANSFER PERSONNEL BASKET - SPARE PART LIST

POS.:	ITEM:	ART.NO.:
1a	Rope section for 1145-8 & 1145-4-N	29012
2	P-Link/Quick Link 8 mm, Stainless Steel (Each)	29014
3	P-Link for Basket no.115-144	29016
4a	Top net for Basket, 1145-8	29019
5	Turnbuckle/Rigging Screw, 12 mm, (Each)	29020
6a	Net 1145-8	29032
9	Guide Rope Standard 10m (options available) (Each)	29040
10	Wide D-shackle for Guide Rope (Each)	29042
11	Weak Link for Guide Rope with Wide D-shackle (Each)	29044
12	Non-skid Merge Rope in the Entrance (SET)	29046
15	Oval Bottom Fender, White F1242 for 1145-4 & 1145-8 (Each)	29055
16	Round Top Buoy Red; B75 for 1145-8 & 1145-4-N	29060
17	Oval Top Fender, White F4/F839 for 1145-8 & 1145-4-N (Each)	29056
18	Rope Nylon 6mm	29072
19	3mtr. Chainsling <b>with</b> Compensator Ring size 32x270x140 (double)	29150
19a	3mtr. Chainsling <b>without</b> Compensator Ring size 32x270x140	29148
19b	3mtr. Wiresling <b>with</b> Compensator Ring size 32x270x140 (double)	29151
19c	3mtr. Wiresling <b>without</b> Compensator Ring size 32x270x140	29147
19d	3mtr. Compensator Ring size (double)	29149
19e	3mtr. Chainsling <b>with</b> Compensator Ring size 32x270x140 (single)	29155
19f	3mtr. Wiresling <b>with</b> Compensator Ring size 32x270x140 (single)	29152
19g	3mtr. Compensator Ring size 32x270x140 (single)	29104
20	5mtr. Chainsling <b>with</b> Compensator Ring size 32x270x140 (double)	29143
20a	5mtr. Chainsling <b>without</b> Compensator Ring size 32x270x140	29140
20b	5mtr. Wiresling <b>with</b> Compensator Ring size 32x270x140 (double)	29144
20c	5mtr. Wiresling <b>without</b> Compensator Ring size 32x270x140	29142
20d	5mtr. Compensator Ring size (double)	29141
20e	5mtr. Chainsling <b>with</b> Compensator Ring size 32x270x140 (single)	29100
20f	5mtr. Wiresling <b>with</b> Compensator Ring size 32x270x140 (single)	29154
20g	5mtr. Compensator Ring size 32x270x140 (single)	29102
21	Bottom Bumper Fender with UV protection (Each)	29200
22	Set of lashing Straps for bottom fender	29805
23a	Tarpaulin For 1145-8 & 1145-4-N	29310
24	Hook with Strap Tightener for Stretcher (Each)	29425
25	Hook with Strap for Stretcher (Each)	29428
26	Bag for Strap Tightens and Hooks	29430
27	Instruction Page for Fastening the Stretcher	29500
28	Closing straps with snap-lock for all basket (SET)	29210
29a	Head Protection for 1145-8 & 1145-4-N (SET)	29450
30a	Handlebar Protection for 1145-8 (SET)	29420
31	Tape for side handlebar, Black (ROLL)	29118
37	Top eye for chain-sling / wire-sling	N/A
38	Top eye for compensator	N/A
39	Oval master link	N/A
	Chain sling cover for 3 mtr. (Orange)	29075
	Chain sling cover for 5 mtr. (Orange)	29076
	Sticker for SafeTransfer logo paint (Each)	29198
	Sticker for "Personal Transfer Only" paint (Each)	29199
	Shackle safety pin lock for chain sling and compensator (Each)	29079
	Bag for tarpaulin cover for 1145-8 & 1145-4-N	102-8
	Screw M8 X 20 mm, hexagon socket (200pcs)	29024
	U-Bolt Size M8, SS316 (for bottom frame) (Each)	29027
	U-Bolt Size M10, SS316 (for bottom frame) (Each)	29028
	D-Ring for fastening of fender	29058
	Steel lock ring	29078
	Harness SAFE TRANSFER with Hooks for stretcher (set for two persons)	29600



# OPERATION INSTRUCTIONS

## Training – permit to work


- Crane operator experience
- Familiarization
- Training
- Correct handling
- Operation
- Evaluation

## Transfer is to take place in compliance with the following

- The control room/bridge must always be advised of the transfer.
- MOB boat available for fast launching from platform or transfer vessel.
- Radio contact between crane operator and vessel's bridge/deck is to be tested and maintained.
- Closing straps in access ways must always be closed before the basket is lifted and remain closed until the basket is securely landed. While lifting always close seatbelts and use handle bars in front of seats.
- Never overload the basket.
- Luggage is to be transferred separately.
- A person, experienced in transfer via personnel basket, must always accompany inexperienced person(s).
- All persons must wear a work life jacket and/or a survival suit with buoyancy.
- Guide ropes must be used at commencement of lift and when landing the basket.

## Transfer should only take place when

- Persons to be transferred are on voluntary basis only.
- Subject to weather conditions NLS (non-life saving) and LS (lifesaving).
  - maximum mean wind velocity: 15 m/s (NLS) 17 m/s (LS).
  - operating temperature is -20°C to +70°C.
  - maximum significant wave height: 3,5 mtr. (NLS) 6 mtr. (LS).
  - visibility: daylight or equivalent.
- Limitations – e.g. deck space and/or local conditions prevails.
- The crane operator can see the personnel basket as well as liftoff and landing area during the entire operation.
- Liftoff and landing area is cleared.
- The platform supervisor and the captain of the transfer vessel have evaluated that transfer can take place in a safe manner.
- Persons to be transferred must receive instructions on where to stand, how to hold on and how to leave the basket when it lands.
- Injured persons, who are not able to hold on in a normal manner, are to be transferred lying down on a rigid stretcher safely secured to the basket and accompanied by two persons (see instruction, page 8).



# BASKET EQUIPMENT & GUIDELINES FOR USE

## LIFTING SLING

- The chain sling/wire lifting sling is securely mounted in the center lifting point (Pos.37) to the basket.
- The oval master link (Pos.39) is to hook-on to the lifting device's hook.

## COMPENSATOR


- The compensator is securely mounted in two (2) separate independent lifting points (Pos.38).
- Use the oval master link (Pos.39) as hook-on point to the lifting device.
- The compensator is mounted to compensate for wave action during start/ landing on a floating unit and to avoid that the basket rotates during lifting.
- The high visibility material assists the crane operator in centering the crane wire during liftoff.

## GUIDE ROPES

- Guide ropes are mounted to ensure safe liftoff and landing. Use only manual handling.
- Guide ropes are mounted with a weak link with a break load of 390 kg.

## FASTENING OF STRETCHER

1. The stretcher is placed into the frame of the basket in normal lifting height and is fixed by pulling/pushing the stretcher into place between the rope sections.
2. Head and foot end straps are pulled through the stretcher and fitted on the rope section. As shown in pictures.
3. A "strap-tightener" for tightening the straps in each corner of the stretcher is used. The hooks for the "strap-tightener" are fitted into the outer part of the stretcher's lower holes.
4. Fastening of the straps onto the basket: The hooks are fitted into the yellow painted eyes onto the green net also is fastened.




**Item: Harness SAFE TRANSFER with hooks for stretcher**  
**Description: Set with 2 harnesses**  
**Art.no.: 29600**

SAFE TRANSFER has developed a harness specially designed to carry a stretcher and still have both hands available for safe transport of the injured person at stairways, slippery areas etc. Easy to wear and adjust.

## INSPECTION REQUIREMENTS

- Visual inspection prior to each operation that the basket, sling and compensator are "fit and safe for use"
- The basket shall be inspected by competent person every 6<sup>th</sup> month (Trained by SAFE TRANSFER A/S)
- Every 6<sup>th</sup> months, the basket, lifting sling and compensator must be inspected by a competent person. This person must be independent from the line management, which has the responsibility for the equipment. This independent person can be in-house such as "HSE", and the competent person must have appropriate practical and theoretical knowledge and experience of the lifting equipment to be thoroughly examined.
- These inspections must be registered in a log, which must also include found defects
- Additional inspection points see page 9.







# INSPECTION AND RE-CERTIFICATION

All inspections must be carried out by a repair shop approved by SAFE TRANSFER or by DNV GL. (List of approved service providers and locations to be found on [www.safetransfer.dk](http://www.safetransfer.dk))

Annual inspection:

All parts of basket and lifting sling shall be thoroughly examined.

5-year re-certification:


Examination of all lifting appliances and every item of loose gear is to be carried out:

(a) after any substantial alteration or renewal, or after repair of any stress-bearing part; and

(b) in the case of lifting appliances at least once in every 5 years.

Annual inspection and 5-year re-certification according to schedule below

		Annual	5 Year
1	Basket will be checked visually for damages (bends and cracks) on steel frame. If any damages, then 5-year re-certification must be carried out.	X	X
2	Basket will be cleaned with high-pressure cleaner, and markings on floor plate (8 pers.& black footsteps) will be re-painted if necessary.	X	X
3	Oval top fenders (Pos.17), oval bottom fenders (Pos.15) and round top buoy (Pos.16) will be removed and discarded.	X	X
4	White top net (Pos.4a) will be checked and repaired/replaced if damaged.	X	X
5	Rope sections (Pos.1a) will be checked for cuts and damages and tightened by turning the rigging screw/ turnbuckle (Pos.5). If any damages, rope sections or turnbuckle will be replaced.	X	X
6	Guide ropes (Pos.9) and weak links (Pos.11) will be checked for cuts and damages. If any damages, guide ropes or weak link will be replaced.	X	X
7	Green net (Pos.6a) will be checked and repaired/replaced if damaged	X	X
8	Entrance rope (Pos.12) will be checked and repaired/replaced if damaged	X	X
9	Bottom ring bumper fender (Pos.21) will be checked for damages and replaced if necessary	X	X
10	Bottom frame will be checked for damages. Bolts and nuts will be checked for damages and replaced if necessary	X	X
11	Lifting sling (Pos.19a;19c;20a;20c) will be checked visually. If any damages or wear and tear sling will be replaced otherwise recertificated.	X	
11a	Compensator (Pos.19d;20d) shall be replaced every year	X	
11b	New complete certified lifting sling (Pos.19;19b;20;20b) must be replaced minimum every 5 year		X
12	Visually check that content of bag (Pos.24-27) is intact. Missing or defect parts will be replaced.	X	X
13	Visually check upper head protection (Pos.29a) and handlebar protection (Pos.30a) for damages and replace if necessary.	X	X
14	Check closing straps for basket exits (Pos.28), and replace if necessary	X	X
15	New oval top fenders (Pos.17), new oval bottom fenders (Pos.15) and a new round top buoy (Pos.16) will be mounted.	X	X
16	Load-test and non-destructive testing "NDT" according to demands in valid Type Approval Certificate "TAC" according to DNVGL-ST-0378		X
17	Stamping in nameplate: date.month.year as showed in 17a & 17b	X	X
17a	dd.mm.yy-1 (-1 as additional indication for annual inspection)	X	
17b	dd.mm.yy		X



# DECLARATION OF CONFORMITY



Manufacturer: **SAFE TRANSFER A/S**  
Address: **Fiskerihavnsgade 30, DK-6700 Esbjerg**  
Telephone number: **+45 75 45 70 44**  
E-Mail-Address: [sales@safetransfer.dk](mailto:sales@safetransfer.dk)  
Contact: **Carsten Larsen**

*hereby declares that*

Machine: **OFFSHORE PERSONNEL BASKET, 8-PERSON**  
Type: **1145-8**  
Description: **A rigid and floatable structure, for the transport of max. eight (8) persons between different heights by using an extern lifting device such as a crane or similar machine.**

*Is in conformity with the regulations of the following listed union harmonization Legislation*

<u>EC Directive</u>	<u>Title</u>
2006/42/EC Annex1; section 4.1.1	Machinery Directive
2001/95/EC	Product Safety
2009/104/EC	Use of work equipment

*The following harmonized standards and technical specifications has been used:*

<u>Harmonized Standards</u>	<u>Title</u>
EN 14502-1:2010	Equipment for the lifting of persons. Part 1

Date: 01.01.2019

Signed:   
CEO Safe Transfer A/S

